


## ■ ANDAMIO CONVENCIONAL · CONVENTIONAL SCAFFOLD · ÉCHAFAUDAGE CONVENTIONNEL

AMM (2000 x 1000)



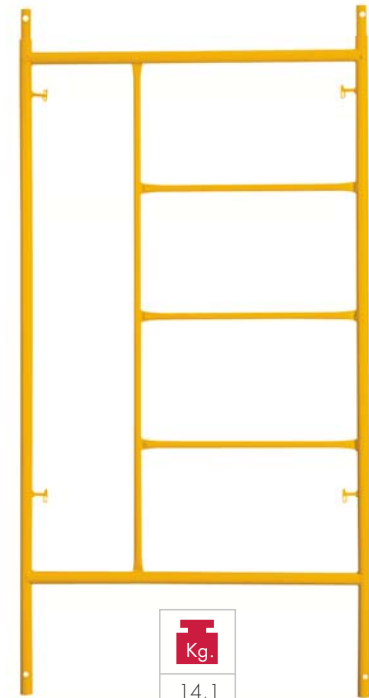
 Kg.  
13,7

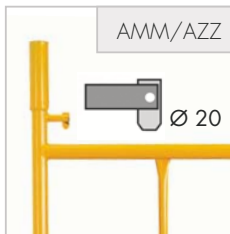
AZZ (2000 x 1000)



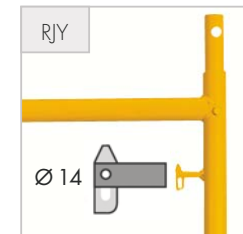
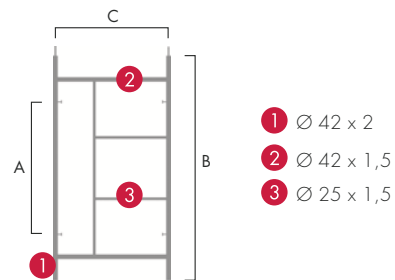
 Kg.  
13,7

RJY (2000 x 1000)



 Kg.  
14,1


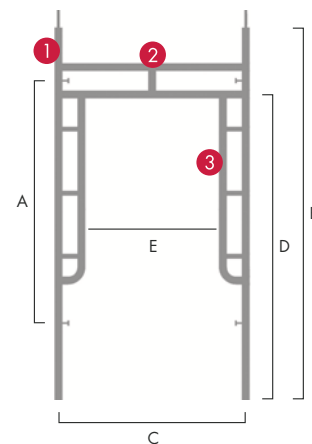
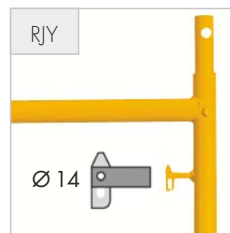

Ø 50 x 2



Ø 35 x 1,5

REF.	A	B	C
AZZ	635 - 1115 - 1680	1000 - 1500 - 2000	800 - 995 - 1500
AMM	635 - 1115 - 1670	1000 - 1500 - 2000	800 - 1000 - 1500
RJY	755 - 1220 - 1220	1000 - 1500 - 2000	800 - 1020 - 1500


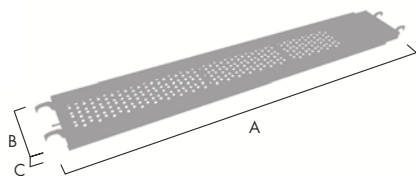
MARCO PÓRTICO · WALKTHRU FRAME · ÉCHELLE DE PASSAGE ■



REF.	A	B	C	D	E	Kg.
AMM	1670	2160	1000	1822	665	16
AZZ	1670	2160	995	1822	660	16
RJY	1220	2000	1020	1809	675	16

- 1 Ø 42 x 2
- 2 Ø 42 x 1,5
- 3 Ø 40 x 1,5

PLATAFORMAS EXTENSIBLES · EXTENSIBLE PLATFORMS · PLANCHERS EXTENSIBLES ■



Perfilada, con agujeros antideslizantes y drenantes.  
Con 2 tubos soldados para facilitar su manipulación.


*Well shaped platform, with non-slip holes.  
With two welded tubes to make manipulation easier.*

Profilé, avec des trous antidérapants et drainages.  
Avec deux tubes soudés pour faciliter la manipulation.

Pintada · Painted · Peinte

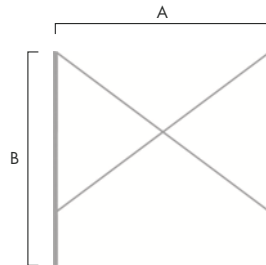
REF.	A mm.		B mm.	C mm.	Clase Class Classe	Kg.
	min.	max.				
2000	1950	2165	300	70	3	16
3000	2950	3165	300	70	3	22

■ BARRAS Y CRUCETAS · HANDRAILS AND CROSS BRACES · LISSES FIXES ET CROISILLONS



BARRAS

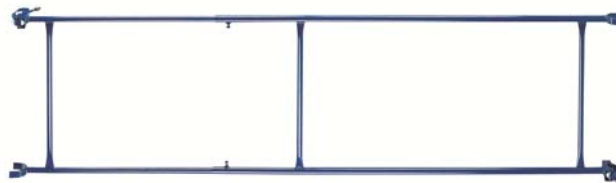

REF.	A		Ø
	2000	3000	
AMM	2000	3000	21
AZZ	2000	3000	21
RJY	2102	3055	16



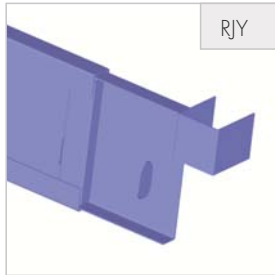
CRUCETAS

REF.	A	B			Ø
		2000	1500	1000	
AMM	2000	2610	2295	2100	21
	3000	3435	3204	3067	
AZZ	2000	2610	2295	2100	21
	3000	3435	3204	3067	
RJY	2000	2430	2430	2230	16
	3000	3285	3285	3145	
pórtico AMM-AZZ				21	
pórtico RJY				16	

■ BARANDILLAS ANDAMIO EXTENSIBLE · EXTENSIBLE GUARDRAILS · GARDE CORPS EXTENSIBLES



REF.		
2000	1700 - 2200	8,5
3000	2700 - 3200	10,5



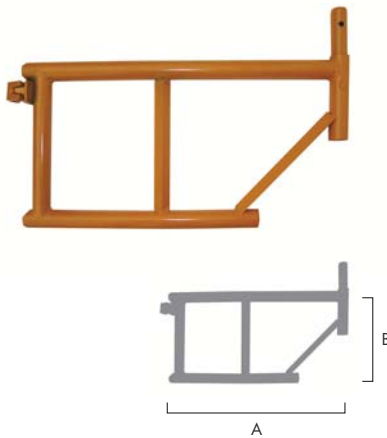
RJY



AMM/AZZ

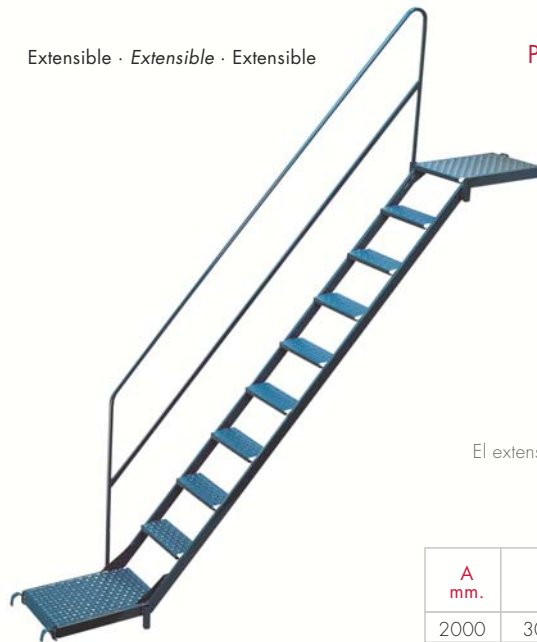
REF.		
AMM	2000	1990 - 2120
AZZ	3000	2990 - 3120
RJY	2000	1990 - 2150
	3000	2990 - 3150

AMPLIAPLATAFORMAS ■  
SIDE BRACKETS  
CONSOLES DE DÉPORT

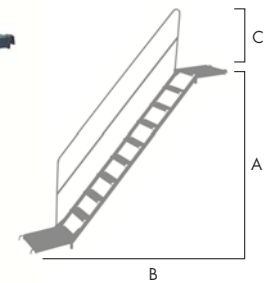


A mm.	B mm.	 Kg.
400	330	2,9
700	330	4,0

Extensible · Extensible · Extensible



ESCALERA ANDAMIO ■  
SCAFFOLD STAIR  
ESCALIER INTÉRIEUR  
POUR ÉCHAFAUDAGE



El extensible le proporciona polivalencia.  
*Multi-purpose extensible stair.*  
L'extension assure la polyvalence.

A mm.	B mm.	C mm.	 Kg.
2000	3000/3100	1000	49